

PROFILE OF IOWA'S UNEMPLOYMENT BENEFIT RECIPIENTS

April 2025



The characteristics data used in this report is based on claimants who filed a regular UI continued weeks claim during the week including the 19th of the month. This data is prone to seasonality.



Iowa Workforce
Development

GENDER



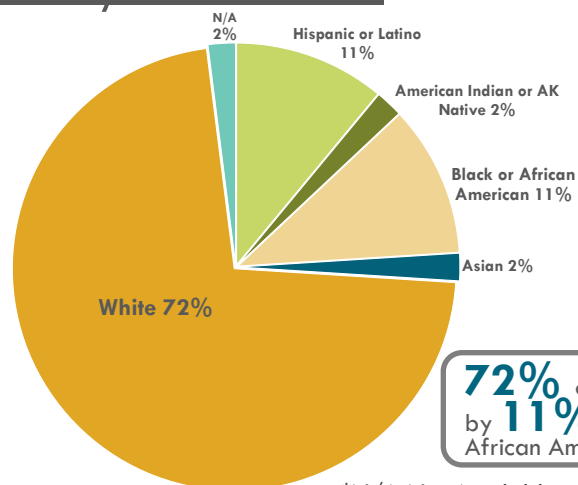
67% of claimants were **MALE**



32% of claimants were **FEMALE**

1% of gender responses, N/A

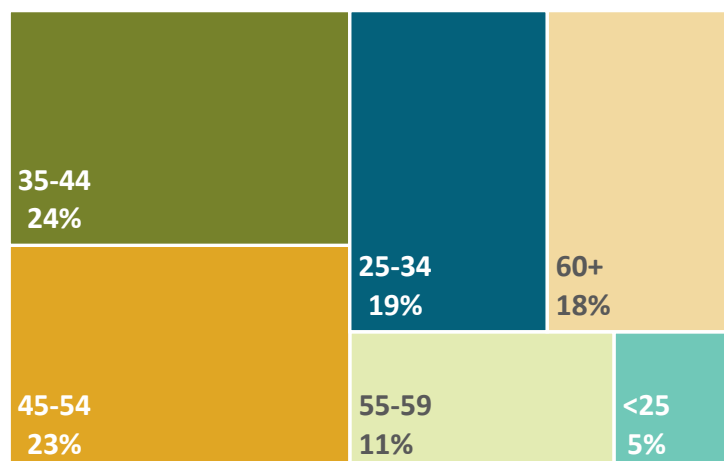
RACE/ETHNICITY



72% of all claimants were White followed by **11%** Hispanic or Latino and Black or African American.

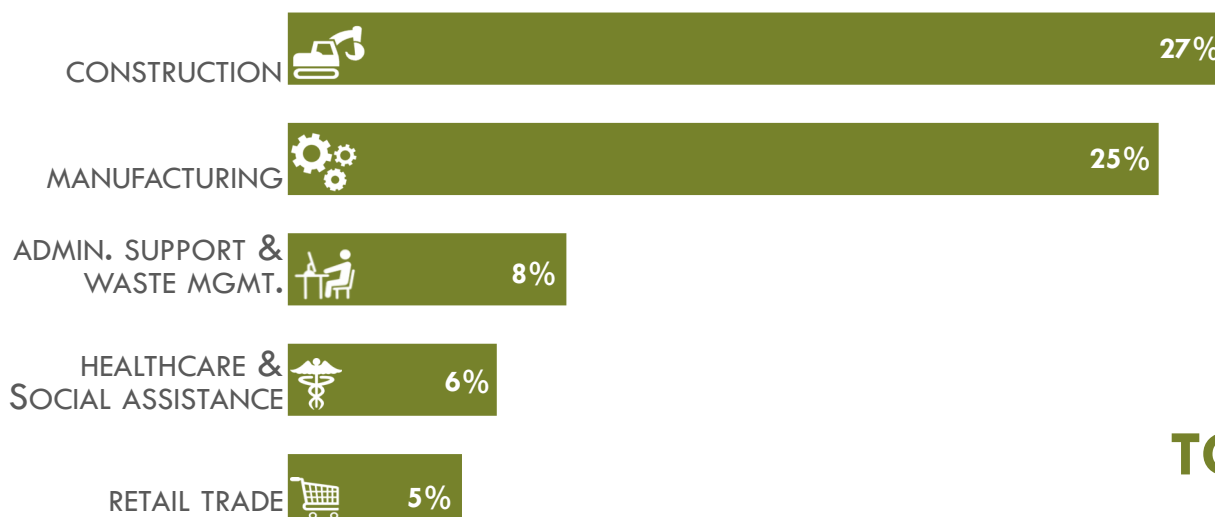
*N/A-Not Available

AGE



66% of all claimants were between the ages of **25 & 54.**

INDUSTRY



TOP 5

INDUSTRIES OF CLAIMANTS

OCCUPATION



CHANGE

Gender	Apr-25	Mar-25	Apr-24
Male	7,274	-8,312	1,467
Female	3,474	-626	675
INA	101	-48	14

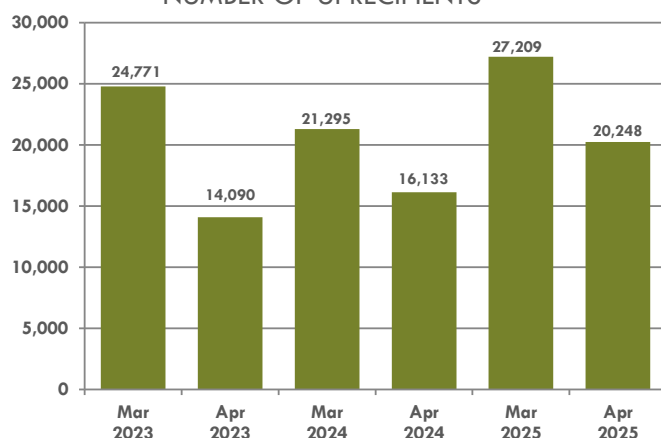
Age	Apr-25	Mar-25	Apr-24
<25	507	-864	136
25-34	2,056	-2,176	355
35-44	2,577	-1,830	582
45-54	2,485	-1,614	512
55-59	1,145	-822	228
60+	1,979	-1,680	343
INA	0	0	0

Industry	Apr-25	Mar-25	Apr-24
Construction	2,896	-5,811	301
Manufacturing	2,712	-596	913
Admin. Support & Waste Mgmt.	829	-1,128	90
Retail Trade	595	-115	112
Transportation & Warehousing	556	-374	84

Occupation	Apr-25	Mar-25	Apr-24
Construction & Extraction	2,152	-4,547	258
Production	2,074	-236	670
Transportation & Material Moving	1,358	-2,010	164
Management	1,015	-450	147
Office & Administrative Support	990	-157	114

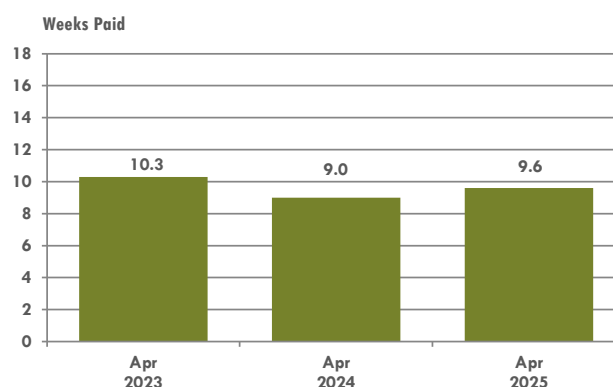
*INA-Information Not Provided

NUMBER OF UI RECIPIENTS



- Recipients represent the number of persons receiving at least one UI benefit payment during the month.
- The number of UI recipients for April 2025 (20,248) decreased by 6,961 from the recipient number in March 2025 (27,209) and increased by 4,115 when compared to April 2024, (16,133). Most claims coming from layoffs in manufacturing.

DURATION OF UI BENEFITS



- The maximum duration of UI benefits for most UI claimants is 16 weeks, (26 weeks maximum for plant closing). Duration measures the 12 month average of regular UI benefits only.
- The duration of benefits for April 2025 was at 9.6 weeks. An increase from March 2025 (9.5 weeks). The duration of benefits was 9.0 weeks in April 2024.

Source: Iowa Unemployment Insurance Statistics. Note: The UI system was primarily designed to serve people who lost their last job. These characteristics do not necessarily reflect job leavers, new entrants, reentrants, and benefit exhaustees. Only regular UI claims are represented here. Typically about 30% to 40% of unemployed persons are receiving UI benefits in Iowa. This may be higher during recessions.